Lepu Medical Technology (Beijing) Co., Ltd was established in 1999. It is specialized in developing, manufacturing and marketing high-tech medical devices and equipment. Today, Lepu Medical has grown into a global leading medical technology company in the fields of cardiovascular interventions, structural heart diseases, cardiac rhythm management, anesthesia and critical care, in vitro diagnostics and general surgery. Our vision is to develop Lepu Medical into one of the largest supplier on the platforms of medical device, medicine, healthcare products, healthcare service and new medical mode.

LEPU MEDICAL

Shenzhen Creative Industry Co., Ltd.

Add: Floor 5, BLD 9, Balwangxin High-Tech Industrial Park, Songbai Road, Xili Street
Nanshan District, 518110 Shenzhen, China

https://en.lepumedical.com

Tel: + 86 755 2643 3514
Fax: + 86 755 2643 0930
E-mail: info@creative-sz.com

AIView V10/V12 Patient Monitor

Early warning score | Synchronous12-lead ECG

LEPU MEDICAL

Science and technology cherish life

The new generation of Lepu AI intelligent multi-parameter monitor, with hardware ergonomic design and software flat interactive design, will meet the different needs in different departments of hospital. It changes the working mode of the medical staffs and brings them unprecedented use experience.

GFF touch screen

High resolution 1920*1080

Fanless design

Anti electric-shock CF type

IPX2 waterproof

Minimalist Design

* Capacitive touch screen, easy and convenient to operate;
* Ultra-high resolution provides clearer picture quality and better visual effects;
* Tilted screen ergonomically designed for better bedside viewing;
* Dual alarm lights facilitate long-distance identification of alarm conditions;
* Fanless design reduces noise to provide a better monitoring environment.

Flat design

Clear and concise menu, no difficulty for doctors and nurses to learn, any routine operation can be completed in 2 steps at most, significantly improving the efficiency of use.

Synchronous 12-lead ECG

Support 3.5.6.10 multiple electrode connections, up to 12 leads of ECG can be displayed on the same screen, which is equivalent to equipping a professional ECG machine.

Excellent IT workflow

The AI VIEW can be connected to a central monitoring station (CMS) via wired and wireless networks and enables bedside observation, as well as direct connection to a third-party electronic medical record (EMR) via the HL7 output.

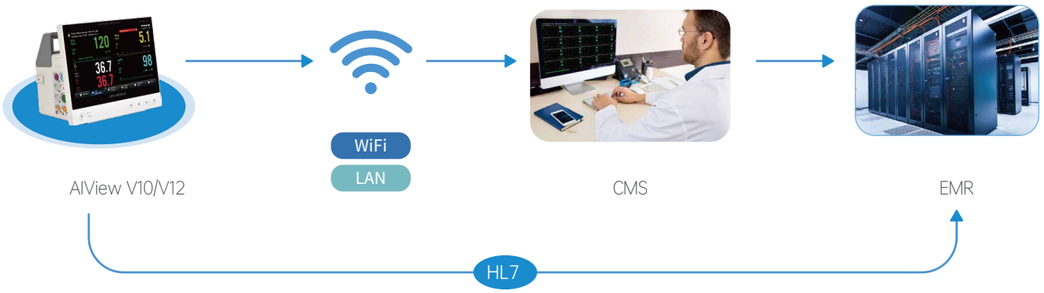

Powerful clinical features

* 28 types of arrhythmia analysis to monitor patients' heart rate and give accurate results;
* ST&QT analysis, HRV analysis, HRV analysis time ⩾ 5min;
* With the unique anti-motion algorithm blood oxygen technology MoveOXY, which ensures that accurate measurements in the process of patient movement and in the case of low temperature or weak peripheral circulation;
* Optional with 2-IBP,ETCO2,Nellcor SpO2, Suntech NIBP,to meet a greater range of clinical needs.

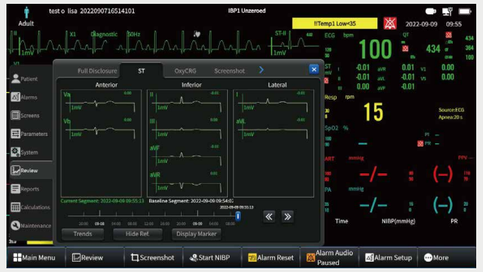

ST&QT analysis

HRV analysis

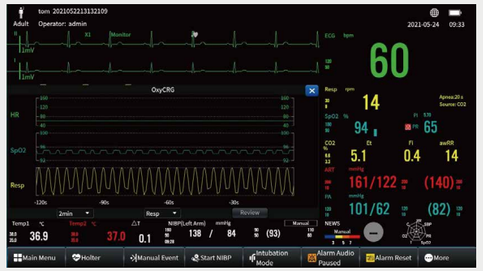

OxyCRG

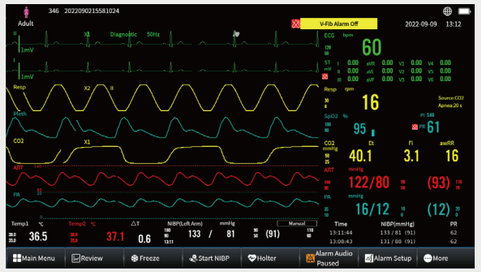

IBP&CO2

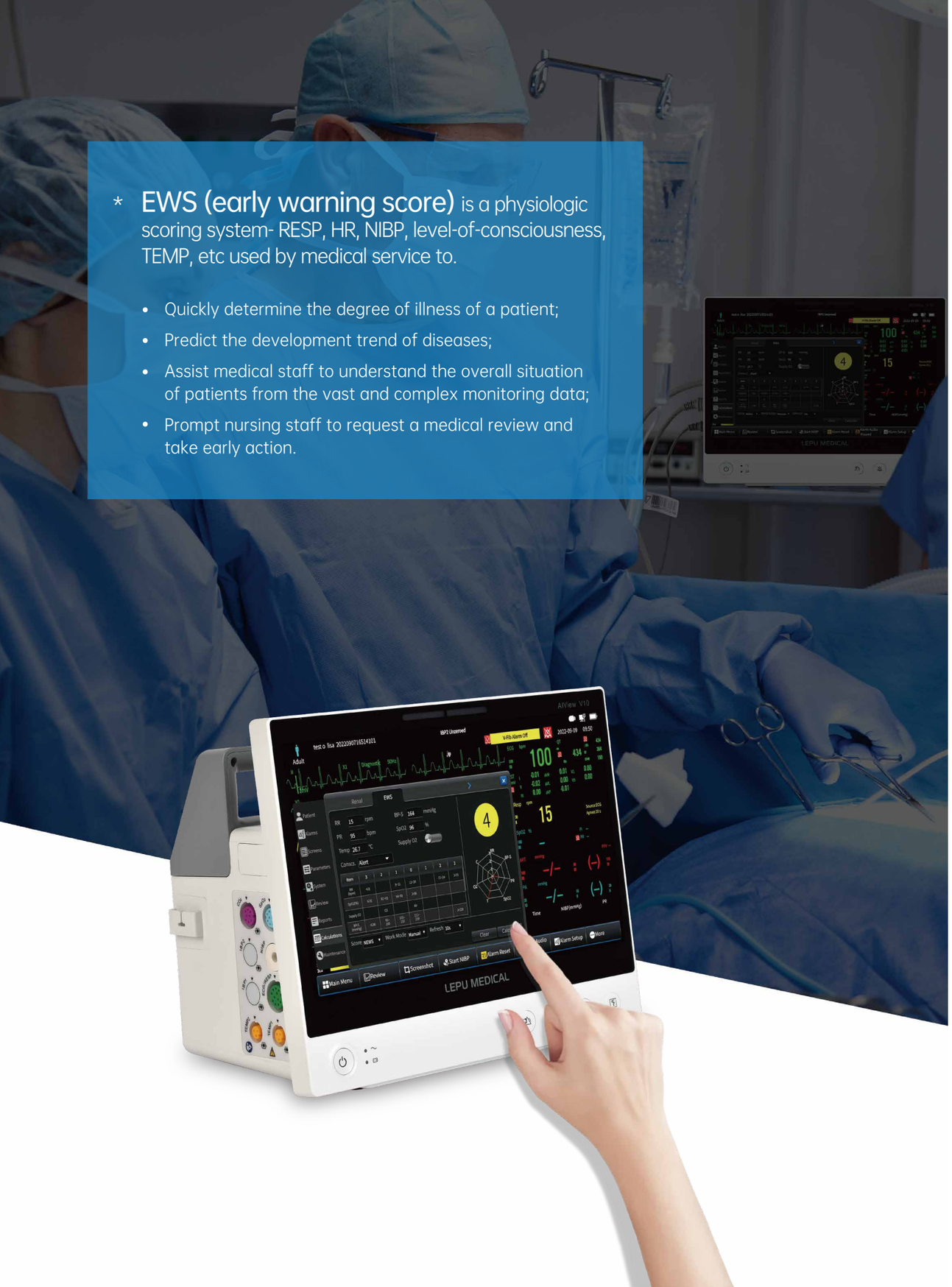

* **EWS (early warning score)** is a physiologic scoring system- RESP, HR, NIBP, level-of-consciousness, TEMP, etc used by medical service to.

- Quickly determine the degree of illness of a patient;
- Predict the development trend of diseases;
- Assist medical staff to understand the overall situation of patients from the vast and complex monitoring data;
- Prompt nursing staff to request a medical review and take early action.

Multiple mode options

For the needs of different scenarios, AI VIEW provides a variety of monitoring modes, which greatly improves the experience for doctors and patients.

- Night Mode
- Privacy Mode
- Intubation Mode
- Monitoring Paused Mode

Portable and easy to move

* Handle integrated design, easy to transfer and store accessories.



* A variety of mounting solutions to meet the needs of different scenarios in the hospital.

Wall mounted

Trolley